




**Rate list of Sub Tehsil Wazirabad for the year 2017-2018 w.e.f from.....)**

S. No.	Name of Village	Rates for the year 2015-2016			Rates for the year 2016-2017			Rates for the Year of 2017-2018			Decrease / Increase
		Agriculture Land (Rs. Per Acre)	Residential (Rs. Per Sq. Yards.)	Commercial	Agriculture Land (Rs. Per Acre)	Residential (Rs. Per Sq. Yards.)	Commercial	Agriculture Land (Rs. Per Acre)	Residential (Rs. Per Sq. Yards.)	Commercial	
1	Adampur	24000000	18000	44000	20400000	15300	37400	20400000	15300	37400	0%
2	Bindapur	25000000	18000	43000	21250000	15300	36550	21250000	15300	36600	0%
3	Fatehpur	24000000	18000	42000	20400000	15300	35700	20400000	15300	35700	0%
4	Ghata	27500000	12500	30500	23375000	10625	29625	23375000	10700	29700	0%
5	Haiderpur Viran	24000000	18000	38000	20400000	15300	32300	20400000	15300	32300	0%
6	Jharsa Village	24000000	18000	38000	20400000	15300	32300	20400000	15300	32300	0%
7	Kadarpur	22000000	9500	18500	18700000	8075	15725	18139000	7900	15300	-3%
8	Kanhai	24000000	18000	44000	20400000	15300	37400	20400000	15300	37400	0%
9	Samaspur	24000000	18000	38000	20400000	15300	32300	20400000	15300	32300	0%
10	Tigra	24000000	18000	44000	20400000	15300	37400	20400000	15300	37400	0%
11	Ullawas	24750000	12500	30500	21037500	10625	25925	19985700	10100	24700	-5%
12	Wazirabad	24000000	18000	44000	20400000	15300	37400	20400000	15300	37400	0%

Joint Sub Registrar  
Sub Tehsil Wazirabad  
वजीराबाद (गुरुग्राम)

  
DRO  
Gurugram

  
SDO (S) North  
Gurugram

  
Deputy Commissioner-cum-  
Registrar, Gurugram


**Rate list of Tehsil Wazirabad for the year 2017-2018 w.e.f from.....)**


S. No	Name of Village	Rates for the year 2015-2016					Rates for the year 2016-2017					Rates for the Year of 2017-2018					
		Agriculture Land (Rs. Per Acre)	Bhud/Banjar (Rs. Per Acre)	Pahar (Rs. Per Acre)	Residential (Rs. Per Sq. Yards.)	Commercial (Rs. Per Sq. Yards.)	Agriculture Land (Rs. Per Acre)	Bhud/Banjar (Rs. Per Acre)	Pahar (Rs. Per Acre)	Residential (Rs. Per Sq. Yards.)	Commercial (Rs. Per Sq. Yards.)	Agriculture Land (Rs. Per Acre)	Bhud/Banjar (Rs. Per Acre)	Pahar (Rs. Per Acre)	Residential (Rs. Per Sq. Yards.)	Commercial (Rs. Per Sq. Yards.)	Decrease / Increase
13	Bandhwari	13750000	11000000	4400000	9500	12500	11687500	9350000	3740000	8075	10625	11336900	9069500	3627800	7900	10400	-3%
14	Gawalpahari	24750000	16500000	4400000	9500	22500	21037500	14025000	3740000	8075	19125	19985700	13323800	3553000	7700	18200	-5%
15	Balola	24750000	16500000	4400000	9500	22500	21037500	14025000	3740000	8075	19125	21037500	14025000	3740000	8100	19200	0%
16	Bairampur	24750000	16500000	4400000	9500	22500	21037500	14025000	3740000	8075	19125	19985700	13323800	3553000	7700	18200	-5%

Note :

- Any land for which change of land use (CLU) has been obtained the following rate will be applicable :-
  - Residential Plotted Colony - Three times of Agriculture Collector rate
  - Residential Group Housing - Four times of Agriculture Collector rate
  - Commercial - Five time of Agriculture Collector rate
- Land falling on Gurugram Sohna Road and Gurugram - Pataudi Road the value of land will be 10% more upto 3 Acre depth.
- Land falling on NH-8 & NPR the value of land will be 25% more upto 3 Acre depth.
- Land less than 1000 Sq. Yd. will be treated as residential for stamp duty collection.
- Area less than 25 Sq. Yd. will be treated as commercial.

Joint Sub Registrar  
Sub- Tehsil Wazirabad  
सब रजिस्ट्रार  
वजीराबाद (गुरुग्राम)

  
DRO  
Gurugram

  
SDO (C) North  
Gurugram


  
Deputy Commissioner-cum-  
Registrar, Gurugram

RATE List of Sub Tehsil Wazirabad for the Year 2017-2018 (w.e.f )					
Sr. No.	Multi Story Group Housing ( Licensed) by developers/Independent Floors	Rates for the Year of 2015-2016	Rates for the Year of 2016-2017	Rates for the Year of 2017-2018	Decrease / Increase
		( Rs. Per Sq. Feet)	( Rs. Per Sq. Feet)	( Rs. Per Sq. Feet)	
1	Group Housing in Sector 1 to 57 (Licensed)	5000	4250	4300	0%
2	Flats in Group Housing Societies In plots of Licensed Colonies in Sec- 58 to 67 (New Sectors)	3300	2805	2900	0%
3	Aralias, Laburnum, Ambience Island, Unitech World Spa, Parsvnath Exotica, The Verandas	7000	5950	6000	0%
4	in Case of floor Licensed Colonies following Rate will be applicable	5500	4675	4700	0%
5	Flats in Group Housing Societies In plots of Licensed Colonies in Sec- 68 to 113 ( New Sectors)	2600	2210	2300	0%
6	in Case of floor following Rate will be applicable in Huda Sectors	4500	3825	3900	0%

Joint Sub Registrar  
Sub- Tehsil Wazirabad

वजीराबाद (गुरुग्राम)

  
DRO  
Gurugram

  
DDO (C) North  
Gurugram

  
Deputy Commissioner-cum-  
Registrar, Gurugram